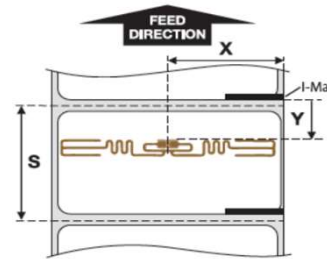


CL6NX Plus UHF Inlay Configuration Guide

SATO recommends print speeds of 4 IPS or less for best results with RFID.
 The following recommendations have been tested successfully at SATO.
 Results may vary in the actual customer installation due to overall system tolerances.
 Validation of functionality in the actual system is therefore recommended.










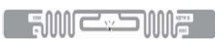
- FCC** Valid for Frequencies that fall within the FCC range, 902-928MHz
- ETSI** Placement and Configurations valid for European (ETSI) frequency range, 865-868MHz


















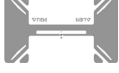
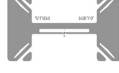



Inlay Measurements:
 X: Liner Edge to Center of Inlay
 Y: Rear of I-mark (I-mark sensor) or front of label (gap sensor) to front of inlay.
 S: Minimum Inlay Separation








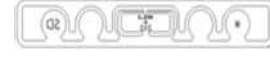


| Region | Manufacturer | Inlay | IC Chip | Antenna Size [mm] | | | IC Direction | Feed Orientation | Position(mm) | | | Power (dBm) | | Antenna Selection | Antenna Position [mm] | | | | | |
|--------|--------------|---------------------------|----------------|-------------------|---|--------|--------------|------------------|--------------|----|------|-------------|------|-------------------|-----------------------|----|----|--------|-----------------------------------------|----|
| | | | | Width | x | Length | | | X | Y | S | Write | Read | | X | Y | | | | |
| ETSI | SATO | ST7015R6-RE02 "RE02-R6" | Impinj MonzaR6 | 70 | x | 15 | IC Facing UP | | 39 | to | 53 | 12 | to | 16 | 37 | 19 | 18 | Front | 0 | 30 |
| ETSI | SATO | ST7015R6-RE02 "RE02-R6" | Impinj MonzaR6 | 70 | x | 15 | | | 39 | to | 53 | 21 | to | 26 | 32 | 11 | 11 | Normal | Set value = X Position -23 (16 - 30) | 5 |
| FCC | SATO | ST7015R6-RE02 "RE02-R6" | Impinj MonzaR6 | 70 | x | 15 | IC Facing UP | | 39 | to | 53 | 2 | to | 5 | 31 | 23 | 23 | Front | 0 | 30 |
| FCC | SATO | ST7015R6-RE02 "RE02-R6" | Impinj MonzaR6 | 70 | x | 15 | | | 39 | to | 53 | 23 | to | 28 | 32 | 14 | 14 | Normal | Set value = X Position -23 (16 - 30) | 5 |
| ETSI | SATO | ST7015R6-RE01 "RE01-R6" | Impinj MonzaR6 | 70 | x | 15 | IC Facing UP | | 39 | to | 53 | 6 | to | 11 | 29 | 14 | 14 | Front | 0 | 30 |
| ETSI | SATO | ST7015R6-RE01 "RE01-R6" | Impinj MonzaR6 | 70 | x | 15 | | | 39 | to | 53 | 20 | to | 25 | 42 | 18 | 18 | Normal | Set value = X Position -23 (16 - 30) | 5 |
| FCC | SATO | ST7015R6-RE01 "RE01-R6" | Impinj MonzaR6 | 70 | x | 15 | IC Facing UP | | 39 | to | 53 | 6 | to | 11 | 35 | 18 | 18 | Front | 0 | 30 |
| FCC | SATO | ST7015R6-RE01 "RE01-R6" | Impinj MonzaR6 | 70 | x | 15 | | | 39 | to | 53 | 20 | to | 25 | 33 | 10 | 10 | Normal | Set value = X Position -23 (16 - 30) | 5 |
| ETSI | SATO | ST2509R6-MK01 "E-Tako-R6" | Impinj MonzaR6 | 25 | x | 9 | IC Facing UP | | 16.5 | to | 30.5 | 11 | to | 16 | 25 | 19 | 12 | Front | 0 | 30 |
| ETSI | SATO | ST2509R6-MK01 "E-Tako-R6" | Impinj MonzaR6 | 25 | x | 9 | | | 16.5 | to | 30.5 | 25 | to | 30 | 38 | 15 | 15 | Normal | Set value = X Position -22.5 (0 - 8) | 5 |
| FCC | SATO | ST2509R6-MK01 "E-Tako-R6" | Impinj MonzaR6 | 25 | x | 9 | IC Facing UP | | 16.5 | to | 30.5 | 11 | to | 16 | 23 | 20 | 13 | Front | 0 | 30 |
| FCC | SATO | ST2509R6-MK01 "E-Tako-R6" | Impinj MonzaR6 | 25 | x | 9 | | | 16.5 | to | 30.5 | 25 | to | 30 | 45 | 19 | 19 | Normal | Set value = X Position -22.5 (0 - 8) | 5 |
| ETSI | SATO | ST5030R6-MK01 "Kani-R6" | Impinj MonzaR6 | 50 | x | 30 | IC Facing UP | | 29 | to | 43 | 2 | to | 3 | 39 | 13 | 13 | Front | 0 | 30 |
| ETSI | SATO | ST5030R6-MK01 "Kani-R6" | Impinj MonzaR6 | 50 | x | 30 | | | 29 | to | 43 | 10 | to | 15 | 40 | 13 | 13 | Normal | Set value = X Position -23 (6 - 20) | 5 |











| Region | Manufacturer | Inlay | IC Chip | Antenna Size [mm] | | | IC Direction | Feed Orientation | Position(mm) | | | Power (dBm) | | Antenna Selection | Antenna Position [mm] | | | | | |
|--------|--------------|-------------------------------|------------------|-------------------|---|--------|-----------------|------------------|--------------|----|------|-------------|------|-------------------|----------------------------------------------------------------------------------------------------|----|----|--------|------------------------------------------|----|
| | | | | Width | x | Length | | | X | Y | S | Write | Read | | X In case of minus value, set minimum to 0. In case of the value over 36, set maximum to 36. | Y | | | | |
| FCC | SATO | ST5030R6-MK01 "Kani-R6" | Impinj MonzaR6 | 50 | x | 30 | IC Facing UP | | 29 | to | 43 | 2 | to | 3 | 37 | 14 | 14 | Front | 0 | 30 |
| FCC | SATO | ST5030R6-MK01 "Kani-R6" | Impinj MonzaR6 | 50 | x | 30 | | | 29 | to | 43 | 10 | to | 15 | 38 | 11 | 11 | Normal | Set value = X Position -23 (6 - 20) | 5 |
| ETSI | SATO | ST5030U8-MK01 "Kani-U8" | NXP Ucode8 | 50 | x | 30 | IC Facing UP | | 32 | to | 38 | 2 | to | 4 | 38 | 23 | 13 | Front | 0 | 30 |
| ETSI | SATO | ST5030U8-MK01 "Kani-U8" | NXP Ucode8 | 50 | x | 30 | | | 29 | to | 43 | 15 | to | 20 | 51 | 22 | 22 | Normal | Set value = X Position -23 (6 - 20) | 5 |
| FCC | SATO | ST5030U8-MK01 "Kani-U8" | NXP Ucode8 | 50 | x | 30 | IC Facing UP | | 29 | to | 43 | 2 | to | 4 | 40 | 22 | 15 | Front | 0 | 30 |
| FCC | SATO | ST5030U8-MK01 "Kani-U8" | NXP Ucode8 | 50 | x | 30 | | | 29 | to | 43 | 9 | to | 14 | 53 | 20 | 20 | Normal | Set value = X Position -23 (6 - 20) | 5 |
| ETSI | SATO | ST3028R6-RE01 "MPY-R6" | Impinj MonzaR6 | 28 | x | 30 | IC Facing Below | | NG | to | | | to | | | | | Front | | |
| ETSI | SATO | ST3028R6-RE01 "MPY-R6" | Impinj MonzaR6 | 28 | x | 30 | | | 18 | to | 32 | 18 | to | 23 | 59 | 22 | 18 | Normal | Set value = X Position -23 (0 - 9) | 5 |
| FCC | SATO | ST3028R6-RE01 "MPY-R6" | Impinj MonzaR6 | 28 | x | 30 | IC Facing Below | | 18 | to | 32 | 8 | to | 13 | 47 | 20 | 19 | Front | 0 | 30 |
| FCC | SATO | ST3028R6-RE01 "MPY-R6" | Impinj MonzaR6 | 28 | x | 30 | | | 18 | to | 32 | 19 | to | 24 | 60 | 24 | 23 | Normal | Set value = X Position -23 (0 - 9) | 5 |
| ETSI | SATO | ST7010M4QT-MK01 "Clover-M4QT" | Impinj Monza4QT | 70 | x | 10 | IC Facing UP | | 42 | to | 48 | 2 | to | 4 | 26 | 24 | 17 | Front | 0 | 30 |
| ETSI | SATO | ST7010M4QT-MK01 "Clover-M4QT" | Impinj Monza4QT | 70 | x | 10 | | | 39 | to | 53 | 21 | to | 26 | 40 | 24 | 24 | Normal | Set value = X Position -23 (16 - 30) | 5 |
| FCC | SATO | ST7010M4QT-MK01 "Clover-M4QT" | Impinj Monza4QT | 70 | x | 10 | IC Facing UP | | 39 | to | 53 | 2 | to | 5 | 28 | 21 | 21 | Front | 0 | 30 |
| FCC | SATO | ST7010M4QT-MK01 "Clover-M4QT" | Impinj Monza4QT | 70 | x | 10 | | | 39 | to | 53 | 35 | to | 40 | 41 | 24 | 24 | Normal | Set value = X Position -23 (16 - 30) | 5 |
| ETSI | SATO | ST3310R6P-MK01 "Tako-R6P" | Impinj MonzaR6-P | 33 | x | 10 | IC Facing UP | | 20.5 | to | 34.5 | 11 | to | 14 | 25 | 14 | 12 | Front | 0 | 30 |
| ETSI | SATO | ST3310R6P-MK01 "Tako-R6P" | Impinj MonzaR6-P | 33 | x | 10 | | | 20.5 | to | 34.5 | 25 | to | 30 | 33 | 12 | 12 | Normal | Set value = X Position -22.5 (0 - 12) | 5 |
| FCC | SATO | ST3310R6P-MK01 "Tako-R6P" | Impinj MonzaR6-P | 33 | x | 10 | IC Facing UP | | 28.5 | to | 34.5 | 9 | to | 14 | 25 | 20 | 16 | Front | 0 | 30 |
| FCC | SATO | ST3310R6P-MK01 "Tako-R6P" | Impinj MonzaR6-P | 33 | x | 10 | | | 20.5 | to | 34.5 | 25 | to | 30 | 41 | 19 | 19 | Normal | Set value = X Position -22.5 (0 - 12) | 5 |
| ETSI | SATO | ST3318U8-MK01 "Tab-U8" | NXP Ucode8 | 33 | x | 18 | IC Facing UP | | 20.5 | to | 34.5 | 10 | to | 15 | 44 | 19 | 13 | Front | 0 | 30 |
| ETSI | SATO | ST3318U8-MK01 "Tab-U8" | NXP Ucode8 | 33 | x | 18 | | | 20.5 | to | 34.5 | 22 | to | 27 | 45 | 15 | 15 | Normal | Set value = X Position -22.5 (0 - 12) | 5 |









| Region | Manufacturer | Inlay | IC Chip | Antenna Size [mm] | | | IC Direction | Feed Orientation | Position(mm) | | | Power (dBm) | | Antenna Selection | Antenna Position [mm] | | | | | |
|--------|------------------|---------------------------------|------------------|-------------------|---|--------|--------------|---------------------------------------------------------------------------------------|--------------|----|------|-------------|------|-------------------|----------------------------------------------------------------------------------------------------|----|----|--------|--------------------------------------------|----|
| | | | | Width | x | Length | | | X | Y | S | Write | Read | | X In case of minus value, set minimum to 0. In case of the value over 36, set maximum to 36. | Y | | | | |
| FCC | SATO | ST3318U8-MK01 "Tab-U8" | NXP Ucode8 | 33 | x | 18 | IC Facing UP |  | 20.5 | to | 34.5 | 10 | to | 15 | 33 | 23 | 9 | Front | 0 | 30 |
| FCC | SATO | ST3318U8-MK01 "Tab-U8" | NXP Ucode8 | 33 | x | 18 | | | 20.5 | to | 34.5 | 22 | to | 27 | 48 | 15 | 15 | Normal | Set value = X Position -22.5 (0 - 12) | 5 |
| ETSI | SATO | ST9020R6P-MK01 "Paddle-R6P" | Impinj MonzaR6-P | 90 | x | 20 | IC Facing UP |  | 49 | to | 58 | 2 | to | 5 | 38 | 16 | 16 | Front | 0 | 30 |
| ETSI | SATO | ST9020R6P-MK01 "Paddle-R6P" | Impinj MonzaR6-P | 90 | x | 20 | | | 49 | to | 58 | 15 | to | 20 | 41 | 17 | 17 | Normal | Set value = X Position -23 (26 - 35) | 5 |
| FCC | SATO | ST9020R6P-MK01 "Paddle-R6P" | Impinj MonzaR6-P | 90 | x | 20 | IC Facing UP |  | 52 | to | 58 | 2 | to | 5 | 26 | 22 | 19 | Front | 0 | 30 |
| FCC | SATO | ST9020R6P-MK01 "Paddle-R6P" | Impinj MonzaR6-P | 90 | x | 20 | | | 49 | to | 58 | 8 | to | 13 | 44 | 22 | 17 | Normal | 左記 X Positionより23を引いた値をセットする。 (26 - 35) | 5 |
| ETSI | SATO | ST3710M4QT-MK02 "Clove865-M4QT" | Impinj Monza4QT | 37 | x | 10 | IC Facing UP |  | 22.5 | to | 36.5 | 10 | to | 15 | 26 | 20 | 18 | Front | 0 | 30 |
| ETSI | SATO | ST3710M4QT-MK02 "Clove865-M4QT" | Impinj Monza4QT | 37 | x | 10 | | | 22.5 | to | 36.5 | 24 | to | 29 | 38 | 19 | 19 | Normal | Set value = X Position -22.5 (0 - 14) | 5 |
| FCC | SATO | ST3710M4QT-MK02 "Clove865-M4QT" | Impinj Monza4QT | 37 | x | 10 | IC Facing UP |  | 25.5 | to | 36.5 | 9 | to | 14 | 26 | 21 | 15 | Front | 0 | 30 |
| FCC | SATO | ST3710M4QT-MK02 "Clove865-M4QT" | Impinj Monza4QT | 37 | x | 10 | | | 22.5 | to | 36.5 | 24 | to | 29 | 29 | 18 | 18 | Normal | Set value = X Position -22.5 (0 - 14) | 5 |
| ETSI | SATO | ST7015U8-RE02 "RE02-U8" | NXP Ucode8 | 70 | x | 15 | IC Facing UP |  | NG | to | | | to | | | | | Front | | |
| ETSI | SATO | ST7015U8-RE02 "RE02-U8" | NXP Ucode8 | 70 | x | 15 | | | 39 | to | 53 | 22 | to | 27 | 32 | 21 | 18 | Normal | Set value = X Position -23 (16 - 30) | 5 |
| FCC | SATO | ST7015U8-RE02 "RE02-U8" | NXP Ucode8 | 70 | x | 15 | IC Facing UP |  | 39 | to | 53 | 8 | to | 13 | 32 | 23 | 18 | Front | 0 | 30 |
| FCC | SATO | ST7015U8-RE02 "RE02-U8" | NXP Ucode8 | 70 | x | 15 | | | 39 | to | 53 | 21 | to | 26 | 32 | 12 | 12 | Normal | Set value = X Position -23 (16 - 30) | 5 |
| ETSI | SATO | ST4316R6P-MK01 "Zipper-R6P" | Impinj MonzaR6-P | 43 | x | 16 | IC Facing UP |  | 25.5 | to | 34.5 | 6 | to | 11 | 38 | 22 | 22 | Front | 0 | 30 |
| ETSI | SATO | ST4316R6P-MK01 "Zipper-R6P" | Impinj MonzaR6-P | 43 | x | 16 | | | 25.5 | to | 39.5 | 20 | to | 25 | 35 | 24 | 17 | Normal | Set value = X Position -22.5 (3-17) | 5 |
| FCC | SATO | ST4316R6P-MK01 "Zipper-R6P" | Impinj MonzaR6-P | 43 | x | 16 | IC Facing UP |  | 25.5 | to | 39.5 | 7 | to | 12 | 41 | 20 | 20 | Front | 0 | 30 |
| FCC | SATO | ST4316R6P-MK01 "Zipper-R6P" | Impinj MonzaR6-P | 43 | x | 16 | | | 25.5 | to | 39.5 | 20 | to | 25 | 31 | 17 | 15 | Normal | Set value = X Position -22.5 (3-17) | 5 |
| ETSI | Alien Technology | ALN-9640 "Squiggle" | Alien Higgs3 | 94.8 | x | 8.1 | IC Facing UP |  | 51.4 | to | 55.4 | 3 | to | 8 | 24 | 24 | 20 | Front | 0 | 30 |
| ETSI | Alien Technology | ALN-9640 "Squiggle" | Alien Higgs3 | 94.8 | x | 8.1 | | | 51.4 | to | 55.4 | 15 | to | 20 | 45 | 24 | 24 | Normal | Set value = X Position -22.4 (29 - 33) | 5 |

| Region | Manufacturer | Inlay | IC Chip | Antenna Size [mm] | | | IC Direction | Feed Orientation | Position(mm) | | | Power (dBm) | | Antenna Selection | Antenna Position [mm] | | | | | |
|--------|------------------|---------------------------|--------------|-------------------|---|--------|--------------|---------------------------------------------------------------------------------------|--------------|----|-------|-------------|------|-------------------|----------------------------------------------------------------------------------------------------|----|----|--------|-------------------------------------------|----|
| | | | | Width | x | Length | | | X | Y | S | Write | Read | | X In case of minus value, set minimum to 0. In case of the value over 36, set maximum to 36. | Y | | | | |
| FCC | Alien Technology | ALN-9640 "Squiggle" | Alien Higgs3 | 94.8 | x | 8.1 | IC Facing UP |  | 51.4 | to | 55.4 | 2 | to | 7 | 21 | 24 | 18 | Front | 0 | 30 |
| FCC | Alien Technology | ALN-9640 "Squiggle" | Alien Higgs3 | 94.8 | x | 8.1 | | | 51.4 | to | 55.4 | 15 | to | 20 | 49 | 23 | 20 | Normal | Set value = X Position -22.4 (29 - 33) | 5 |
| ETSI | Alien Technology | ALN-9662 "Short" | Alien Higgs3 | 70 | x | 17 | IC Facing UP |  | 39 | to | 48 | 3 | to | 6 | 35 | 24 | 21 | Front | 0 | 30 |
| ETSI | Alien Technology | ALN-9662 "Short" | Alien Higgs3 | 70 | x | 17 | | | 39 | to | 53 | 21 | to | 26 | 38 | 20 | 19 | Normal | Set value = X Position -23 (16 - 30) | 5 |
| FCC | Alien Technology | ALN-9662 "Short" | Alien Higgs3 | 70 | x | 17 | IC Facing UP |  | 39 | to | 48 | 3 | to | 8 | 36 | 24 | 21 | Front | 0 | 30 |
| FCC | Alien Technology | ALN-9662 "Short" | Alien Higgs3 | 70 | x | 17 | | | 39 | to | 53 | 21 | to | 26 | 44 | 21 | 21 | Normal | Set value = X Position -23 (16 - 30) | 5 |
| ETSI | Alien Technology | ALN-9728-90 "Garment Tag" | Alien Higgs4 | 30 | x | 50 | IC Facing UP |  | NG | to | | | to | | | | | Front | | |
| ETSI | Alien Technology | ALN-9728-90 "Garment Tag" | Alien Higgs4 | 30 | x | 50 | | | 19 | to | 33 | 8 | to | 13 | 75 | 23 | 16 | Normal | Set value = X Position -23 (0 - 10) | 5 |
| FCC | Alien Technology | ALN-9728-90 "Garment Tag" | Alien Higgs4 | 30 | x | 50 | IC Facing UP |  | 19 | to | 33 | 8 | to | 13 | 62 | 24 | 12 | Front | 0 | 30 |
| FCC | Alien Technology | ALN-9728-90 "Garment Tag" | Alien Higgs4 | 30 | x | 50 | | | 19 | to | 33 | 8 | to | 13 | 55 | 19 | 13 | Normal | Set value = X Position -23 (0 - 10) | 5 |
| ETSI | Alien Technology | ALN-9654 "G Tag" | Alien Higgs3 | 93 | x | 19 | IC Facing UP |  | 50.5 | to | 54.5 | 8 | to | 13 | 29 | 9 | 9 | Front | 0 | 30 |
| ETSI | Alien Technology | ALN-9654 "G Tag" | Alien Higgs3 | 93 | x | 19 | | | 50.5 | to | 54.5 | 21 | to | 26 | 35 | 23 | 12 | Normal | Set value = X Position -22.5 (28-32) | 5 |
| FCC | Alien Technology | ALN-9654 "G Tag" | Alien Higgs3 | 93 | x | 19 | IC Facing UP |  | 50.5 | to | 54.5 | 8 | to | 12 | 25 | 18 | 8 | Front | 0 | 30 |
| FCC | Alien Technology | ALN-9654 "G Tag" | Alien Higgs3 | 93 | x | 19 | | | 50.5 | to | 54.5 | 20 | to | 25 | 33 | 22 | 15 | Normal | Set value = X Position -22.5 (28-32) | 5 |
| ETSI | Alien Technology | ALN-9610 "Squig" | Alien Higgs3 | 44.5 | x | 10.4 | IC Facing UP |  | 26.25 | to | 40.25 | 2 | to | 5 | 38 | 24 | 21 | Front | 0 | 30 |
| ETSI | Alien Technology | ALN-9610 "Squig" | Alien Higgs3 | 44.5 | x | 10.4 | | | 26.25 | to | 40.25 | 25 | to | 30 | 29 | 19 | 19 | Normal | Set value = X Position -23.25 (3-17) | 5 |
| FCC | Alien Technology | ALN-9610 "Squig" | Alien Higgs3 | 44.5 | x | 10.4 | IC Facing UP |  | 26.25 | to | 40.25 | 2 | to | 4 | 41 | 24 | 24 | Front | 0 | 30 |
| FCC | Alien Technology | ALN-9610 "Squig" | Alien Higgs3 | 44.5 | x | 10.4 | | | 26.25 | to | 40.25 | 25 | to | 30 | 30 | 18 | 18 | Normal | Set value = X Position -23.25 (3-17) | 5 |
| ETSI | Alien Technology | ALN-9710 "Squig" | Alien Higgs4 | 44.5 | x | 10.4 | IC Facing UP |  | 26.25 | to | 40.25 | 2 | to | 5 | 37 | 23 | 22 | Front | 0 | 30 |
| ETSI | Alien Technology | ALN-9710 "Squig" | Alien Higgs4 | 44.5 | x | 10.4 | | | 26.25 | to | 40.25 | 25 | to | 30 | 28 | 18 | 18 | Normal | Set value = X Position -23.25 (3-17) | 5 |

| Region | Manufacturer | Inlay | IC Chip | Antenna Size [mm] | | | IC Direction | Feed Orientation | Position(mm) | | | Power (dBm) | | Antenna Selection | Antenna Position [mm] | | | | | |
|--------|------------------|----------------------|---------------|-------------------|---|--------|--------------|---------------------------------------------------------------------------------------|--------------|----|-------|-------------|------|-------------------|----------------------------------------------------------------------------------------------------|----|----|--------|-----------------------------------------|----|
| | | | | Width | x | Length | | | X | Y | S | Write | Read | | X In case of minus value, set minimum to 0. In case of the value over 36, set maximum to 36. | Y | | | | |
| FCC | Alien Technology | ALN-9710 "Squig" | Alien Higgs4 | 44.5 | x | 10.4 | IC Facing UP |  | 26.25 | to | 40.25 | 2 | to | 5 | 39 | 19 | 19 | Front | 0 | 30 |
| FCC | Alien Technology | ALN-9710 "Squig" | Alien Higgs4 | 44.5 | x | 10.4 | | | 26.25 | to | 40.25 | 25 | to | 30 | 29 | 16 | 16 | Normal | Set value = X Position -23.25 (3-17) | 5 |
| ETSI | Alien Technology | ALN-9715-WRW "Glint" | Alien Higgs4 | 27 | x | 9.7 | IC Facing UP |  | 17.5 | to | 31.5 | 2 | to | 4 | 32 | 24 | 19 | Front | 0 | 30 |
| ETSI | Alien Technology | ALN-9715-WRW "Glint" | Alien Higgs4 | 27 | x | 9.7 | | | 17.5 | to | 31.5 | 26 | to | 31 | 28 | 19 | 19 | Normal | Set value = X Position -22.5 (0-9) | 5 |
| FCC | Alien Technology | ALN-9715-WRW "Glint" | Alien Higgs4 | 27 | x | 9.7 | IC Facing UP |  | 17.5 | to | 31.5 | 2 | to | 4 | 35 | 24 | 24 | Front | 0 | 30 |
| FCC | Alien Technology | ALN-9715-WRW "Glint" | Alien Higgs4 | 27 | x | 9.7 | | | 17.5 | to | 31.5 | 26 | to | 31 | 28 | 15 | 15 | Normal | Set value = X Position -22.5 (0-9) | 5 |
| ETSI | Alien Technology | ALN-9740 "Squiggle" | Alien Higgs4 | 94.8 | x | 8.15 | IC Facing UP |  | 51.4 | to | 55.4 | 4 | to | 9 | 28 | 24 | 22 | Front | 0 | 30 |
| ETSI | Alien Technology | ALN-9740 "Squiggle" | Alien Higgs4 | 94.8 | x | 8.15 | | | 51.4 | to | 55.4 | 15 | to | 20 | 37 | 24 | 22 | Normal | Set value = X Position -22.4 (29-33) | 5 |
| FCC | Alien Technology | ALN-9740 "Squiggle" | Alien Higgs4 | 94.8 | x | 8.15 | IC Facing UP |  | 51.4 | to | 55.4 | 4 | to | 9 | 19 | 21 | 14 | Front | 0 | 30 |
| FCC | Alien Technology | ALN-9740 "Squiggle" | Alien Higgs4 | 94.8 | x | 8.15 | | | 51.4 | to | 55.4 | 15 | to | 20 | 45 | 23 | 23 | Normal | Set value = X Position -22.4 (29-33) | 5 |
| ETSI | Alien Technology | ALN-9874 "Tread" | Alien HiggsEC | 80 | x | 40 | IC Facing UP |  | 44 | to | 53 | 6 | to | 11 | 45 | 17 | 17 | Front | 0 | 30 |
| ETSI | Alien Technology | ALN-9874 "Tread" | Alien HiggsEC | 80 | x | 40 | | | 44 | to | 58 | 18 | to | 23 | 45 | 17 | 17 | Normal | Set value = X Position -23 (21-35) | 5 |
| FCC | Alien Technology | ALN-9874 "Tread" | Alien HiggsEC | 80 | x | 40 | IC Facing UP |  | 44 | to | 48 | 4 | to | 9 | 45 | 20 | 12 | Front | 0 | 30 |
| FCC | Alien Technology | ALN-9874 "Tread" | Alien HiggsEC | 80 | x | 40 | | | 44 | to | 58 | 17 | to | 22 | 45 | 16 | 16 | Normal | Set value = X Position -23 (21-35) | 5 |
| ETSI | Alien Technology | ALN-9828"GT" | Alien HiggsEC | 53 | x | 33 | IC Facing UP |  | NG | to | | | to | | | | | Front | | |
| ETSI | Alien Technology | ALN-9828"GT" | Alien HiggsEC | 53 | x | 33 | | | 30.5 | to | 44.5 | 12 | to | 17 | 50 | 24 | 23 | Normal | Set value = X Position -22.5 (8-22) | 5 |
| FCC | Alien Technology | ALN-9828"GT" | Alien HiggsEC | 53 | x | 33 | IC Facing UP |  | NG | to | | | to | | | | | Front | | |
| FCC | Alien Technology | ALN-9828"GT" | Alien HiggsEC | 53 | x | 33 | | | 30.5 | to | 44.5 | 14 | to | 19 | 43 | 18 | 13 | Normal | Set value = X Position -22.5 (8-22) | 5 |
| ETSI | Alien Technology | ALN-9840 "Squiggle" | Alien HiggsEC | 98 | x | 12.5 | IC Facing UP |  | 53 | to | 57 | 2 | to | 7 | 31 | 24 | 19 | Front | 0 | 30 |
| ETSI | Alien Technology | ALN-9840 "Squiggle" | Alien HiggsEC | 98 | x | 12.5 | | | 53 | to | 57 | 16 | to | 21 | 40 | 20 | 20 | Normal | Set value = X Position -23 (30-34) | 5 |

| Region | Manufacturer | Inlay | IC Chip | Antenna Size [mm] | | | IC Direction | Feed Orientation | Position(mm) | | | Power (dBm) | | | Antenna Position [mm] | | | | | |
|--------|------------------|------------------------------|------------------|-------------------|---|--------|-----------------|--------------------------------------------------------------------------------------|--------------|----|--------|-------------|------|-------------------|----------------------------------------------------------------------------------------------------|----|----|--------|-------------------------------------------|----|
| | | | | Width | x | Length | | | X | Y | S | Write | Read | Antenna Selection | X In case of minus value, set minimum to 0. In case of the value over 36, set maximum to 36. | Y | | | | |
| FCC | Alien Technology | ALN-9840 "Squiggle" | Alien HiggsEC | 98 | x | 12.5 | IC Facing UP |  | 53 | to | 57 | 5 | to | 10 | 29 | 24 | 24 | Front | 0 | 30 |
| FCC | Alien Technology | ALN-9840 "Squiggle" | Alien HiggsEC | 98 | x | 12.5 | | | 53 | to | 57 | 14 | to | 19 | 47 | 22 | 21 | Normal | Set value = X Position -23 (30-34) | 5 |
| ETSI | Alien Technology | ALN-9954"G" | Alien Higgs9 | 97 | x | 23 | IC Facing UP |  | 52.5 | to | 56.5 | 11 | to | 16 | 32 | 10 | 7 | Front | 0 | 30 |
| ETSI | Alien Technology | ALN-9954"G" | Alien Higgs9 | 97 | x | 23 | | | 52.5 | to | 56.5 | 21 | to | 26 | 39 | 17 | 17 | Normal | Set value = X Position -22.5 (30-34) | 5 |
| FCC | Alien Technology | ALN-9954"G" | Alien Higgs9 | 97 | x | 23 | IC Facing UP |  | 52.5 | to | 56.5 | 10 | to | 15 | 32 | 17 | 12 | Front | 0 | 30 |
| FCC | Alien Technology | ALN-9954"G" | Alien Higgs9 | 97 | x | 23 | | | 52.5 | to | 56.5 | 21 | to | 26 | 38 | 21 | 19 | Normal | Set value = X Position -22.5 (30-34) | 5 |
| ETSI | Alien Technology | ALN-9962"Short" | Alien Higgs9 | 73 | x | 21 | IC Facing UP |  | 40.5 | to | 54.5 | 2 | to | 5 | 34 | 24 | 22 | Front | 0 | 30 |
| ETSI | Alien Technology | ALN-9962"Short" | Alien Higgs9 | 73 | x | 21 | | | 40.5 | to | 54.5 | 28 | to | 33 | 41 | 18 | 18 | Normal | Set value = X Position -22.5 (18-32) | 5 |
| FCC | Alien Technology | ALN-9962"Short" | Alien Higgs9 | 73 | x | 21 | IC Facing UP |  | 40.5 | to | 44.5 | 2 | to | 7 | 29 | 22 | 20 | Front | 0 | 30 |
| FCC | Alien Technology | ALN-9962"Short" | Alien Higgs9 | 73 | x | 21 | | | 40.5 | to | 54.5 | 26 | to | 31 | 38 | 19 | 19 | Normal | Set value = X Position -22.5 (18-32) | 5 |
| ETSI | SMARTRAC | ShortDipole MR6-P [3005077] | Impinj MonzaR6-P | 92.75 | x | 11 | [IC Facing Up] |  | 50.375 | to | 54.375 | 2 | to | 4 | 40 | 24 | 24 | Front | 0 | 30 |
| ETSI | SMARTRAC | ShortDipole MR6-P [3005077] | Impinj MonzaR6-P | 92.75 | x | 11 | [IC Facing Up] | | 50.375 | to | 54.375 | 11 | to | 16 | 50 | 24 | 24 | Normal | Set value = X Position -22.375 (28-32) | 5 |
| FCC | SMARTRAC | ShortDipole MR6-P [3005077] | Impinj MonzaR6-P | 92.75 | x | 11 | [IC Facing Up] |  | 50.375 | to | 54.375 | 2 | to | 4 | 34 | 24 | 19 | Front | 0 | 30 |
| FCC | SMARTRAC | ShortDipole MR6-P [3005077] | Impinj MonzaR6-P | 92.75 | x | 11 | [IC Facing Up] | | 50.375 | to | 54.375 | 11 | to | 16 | 44 | 21 | 19 | Normal | Set value = X Position -22.375 (28-32) | 5 |
| ETSI | SMARTRAC | ShortDipole Ucode8 [3007066] | NXP Ucode8 | 93 | x | 11 | IC Facing Below |  | 50.5 | to | 54.5 | 2 | to | 5 | 38 | 21 | 21 | Front | 0 | 30 |
| ETSI | SMARTRAC | ShortDipole Ucode8 [3007066] | NXP Ucode8 | 93 | x | 11 | | | 50.5 | to | 54.5 | 13 | to | 18 | 69 | 24 | 22 | Normal | Set value = X Position -22.5 (28-32) | 5 |
| FCC | SMARTRAC | ShortDipole Ucode8 [3007066] | NXP Ucode8 | 93 | x | 11 | IC Facing Below |  | 50.5 | to | 54.5 | 2 | to | 5 | 32 | 20 | 20 | Front | 0 | 30 |
| FCC | SMARTRAC | ShortDipole Ucode8 [3007066] | NXP Ucode8 | 93 | x | 11 | | | 50.5 | to | 54.5 | 12 | to | 17 | 48 | 21 | 21 | Normal | Set value = X Position -22.5 (28-32) | 5 |
| ETSI | SMARTRAC | midas Flag Tag | Impinj MonzaR6-P | 31.41 | x | 18 | IC Facing UP |  | 19.705 | to | 33.705 | 9 | to | 14 | 52 | 23 | 16 | Front | 0 | 30 |
| ETSI | SMARTRAC | midas Flag Tag | Impinj MonzaR6-P | 31.41 | x | 18 | | | 19.705 | to | 33.705 | 18 | to | 23 | 42 | 24 | 18 | Normal | Set value = X Position -22.705 (0-11) | 5 |

| Region | Manufacturer | Inlay | IC Chip | Antenna Size [mm] | | | IC Direction | Feed Orientation | Position(mm) | | | Power (dBm) | | Antenna Selection | Antenna Position [mm] | | | | | |
|--------|--------------|--------------------------|------------------|-------------------|---|--------|-----------------|--------------------------------------------------------------------------------------|--------------|----|--------|-------------|------|-------------------|----------------------------------------------------------------------------------------------------|----|----|--------|------------------------------------------|----|
| | | | | Width | x | Length | | | X | Y | S | Write | Read | | X In case of minus value, set minimum to 0. In case of the value over 36, set maximum to 36. | Y | | | | |
| FCC | SMARTRAC | midas Flag Tag | Impinj MonzaR6-P | 31.41 | x | 18 | IC Facing UP |  | 22.705 | to | 33.705 | 10 | to | 15 | 38 | 24 | 20 | Front | 0 | 30 |
| FCC | SMARTRAC | midas Flag Tag | Impinj MonzaR6-P | 31.41 | x | 18 | | | 19.705 | to | 33.705 | 18 | to | 23 | 38 | 16 | 16 | Normal | Set value = X Position -22.705 (0-11) | 5 |
| ETSI | SMARTRAC | Dogbone M4QT | Impinj Monza4QT | 86 | x | 24 | IC Facing UP |  | NG | to | | | to | | | | | Front | | |
| ETSI | SMARTRAC | Dogbone M4QT | Impinj Monza4QT | 86 | x | 24 | | | 47 | to | 61 | 28 | to | 33 | 42 | 16 | 16 | Normal | Set value = X Position -23 (24-36) | 5 |
| FCC | SMARTRAC | Dogbone M4QT | Impinj Monza4QT | 86 | x | 24 | IC Facing UP |  | NG | to | | | to | | | | | Front | | |
| FCC | SMARTRAC | Dogbone M4QT | Impinj Monza4QT | 86 | x | 24 | | | 47 | to | 61 | 26 | to | 31 | 42 | 16 | 16 | Normal | Set value = X Position -23 (24-36) | 5 |
| ETSI | SMARTRAC | DogBone Ucode8 [3006910] | NXP Ucode8 | 94 | x | 24 | IC Facing UP |  | 51 | to | 55 | 2 | to | 7 | 48 | 18 | 18 | Front | 0 | 30 |
| ETSI | SMARTRAC | DogBone Ucode8 [3006910] | NXP Ucode8 | 94 | x | 24 | | | 51 | to | 55 | 17 | to | 22 | 41 | 17 | 17 | Normal | Set value = X Position -23 (28-32) | 5 |
| FCC | SMARTRAC | DogBone Ucode8 [3006910] | NXP Ucode8 | 94 | x | 24 | IC Facing UP |  | NG | to | | | to | | | | | Front | | |
| FCC | SMARTRAC | DogBone Ucode8 [3006910] | NXP Ucode8 | 94 | x | 24 | | | 51 | to | 55 | 10 | to | 15 | 46 | 20 | 18 | Normal | Set value = X Position -23 (28-32) | 5 |
| ETSI | SMARTRAC | Belt R6-P [3006790] | Impinj MonzaR6-P | 70 | x | 14 | IC Facing UP |  | 39 | to | 53 | 2 | to | 4 | 33 | 20 | 20 | Front | 0 | 30 |
| ETSI | SMARTRAC | Belt R6-P [3006790] | Impinj MonzaR6-P | 70 | x | 14 | | | 39 | to | 53 | 12 | to | 17 | 48 | 23 | 23 | Normal | Set value = X Position -23 (16 - 30) | 5 |
| FCC | SMARTRAC | Belt R6-P [3006790] | Impinj MonzaR6-P | 70 | x | 14 | IC Facing UP |  | 39 | to | 53 | 2 | to | 4 | 35 | 20 | 20 | Front | 0 | 30 |
| FCC | SMARTRAC | Belt R6-P [3006790] | Impinj MonzaR6-P | 70 | x | 14 | | | 39 | to | 53 | 12 | to | 17 | 46 | 21 | 21 | Normal | Set value = X Position -23 (16 - 30) | 5 |
| ETSI | SMARTRAC | Belt Ucode8[3006818] | NXP Ucode8 | 70 | x | 14 | IC Facing Below |  | 39 | to | 53 | 3 | to | 8 | 39 | 24 | 24 | Front | 0 | 30 |
| ETSI | SMARTRAC | Belt Ucode8[3006818] | NXP Ucode8 | 70 | x | 14 | | | 39 | to | 53 | 30 | to | 35 | 46 | 19 | 19 | Normal | Set value = X Position -23 (16 - 30) | 5 |
| FCC | SMARTRAC | Belt Ucode8[3006818] | NXP Ucode8 | 70 | x | 14 | IC Facing Below |  | 39 | to | 48 | 5 | to | 10 | 36 | 20 | 18 | Front | 0 | 30 |
| FCC | SMARTRAC | Belt Ucode8[3006818] | NXP Ucode8 | 70 | x | 14 | | | 39 | to | 53 | 22 | to | 27 | 35 | 13 | 13 | Normal | Set value = X Position -23 (16 - 30) | 5 |
| FCC | SMARTRAC | MINIWEB Ucode8[3007034] | NXP Ucode8 | 42 | | 16 | IC Facing UP |  | 28 | to | 39 | 9 | to | 14 | 43 | 22 | 18 | Front | 0 | 30 |
| FCC | SMARTRAC | MINIWEB Ucode8[3007034] | NXP Ucode8 | 42 | | 16 | | | 25 | to | 39 | 21 | to | 26 | 29 | 11 | 8 | Normal | Set value = X Position -23 (2-16) | 5 |

| Region | Manufacturer | Inlay | IC Chip | Antenna Size [mm] | | | IC Direction | Feed Orientation | Position(mm) | | | Power (dBm) | | Antenna Selection | Antenna Position [mm] | | | | | |
|--------|--------------|---------------------------|------------------|-------------------|---|--------|-----------------|--------------------------------------------------------------------------------------|--------------|----|----|-------------|------|-------------------|----------------------------------------------------------------------------------------------------|----|----|--------|---------------------------------------|----|
| | | | | Width | x | Length | | | X | Y | S | Write | Read | | X In case of minus value, set minimum to 0. In case of the value over 36, set maximum to 36. | Y | | | | |
| ETSI | SMARTRAC | DogBone R6-P [3005072] | Impinj MonzaR6-P | 94 | x | 24 | IC Facing UP |  | 51 | to | 55 | 2 | to | 4 | 31 | 18 | 14 | Front | 0 | 30 |
| ETSI | SMARTRAC | DogBone R6-P [3005072] | Impinj MonzaR6-P | 94 | x | 24 | | | 51 | to | 55 | 7 | to | 12 | 45 | 18 | 18 | Normal | Set value = X Position -23 (28-32) | 5 |
| FCC | SMARTRAC | DogBone R6-P [3005072] | Impinj MonzaR6-P | 94 | x | 24 | IC Facing UP |  | 51 | to | 55 | 2 | to | 4 | 54 | 24 | 15 | Front | 0 | 30 |
| FCC | SMARTRAC | DogBone R6-P [3005072] | Impinj MonzaR6-P | 94 | x | 24 | | | 51 | to | 55 | 6 | to | 11 | 42 | 18 | 16 | Normal | Set value = X Position -23 (28-32) | 5 |
| ETSI | Arizon | AZ-H7 U7 | NXP UCODE 7 | 68 | x | 14 | IC Facing Below |  | 38 | to | 52 | 2 | to | 4 | 35 | 24 | 22 | Front | 0 | 30 |
| ETSI | Arizon | AZ-H7 U7 | NXP UCODE 7 | 68 | x | 14 | | | 38 | to | 52 | 13 | to | 18 | 46 | 24 | 24 | Normal | Set value = X Position -23 (15-29) | 5 |
| FCC | Arizon | AZ-H7 U7 | NXP UCODE 7 | 68 | x | 14 | IC Facing Below |  | 38 | to | 52 | 2 | to | 4 | 36 | 21 | 21 | Front | 0 | 30 |
| FCC | Arizon | AZ-H7 U7 | NXP UCODE 7 | 68 | x | 14 | | | 38 | to | 52 | 12 | to | 17 | 44 | 24 | 24 | Normal | Set value = X Position -23 (15-29) | 5 |
| ETSI | Arizon | AZ-M7 U7 | NXP UCODE 7 | 40 | x | 15 | IC Facing Below |  | 24 | to | 38 | 2 | to | 3 | 45 | 24 | 24 | Front | 0 | 30 |
| ETSI | Arizon | AZ-M7 U7 | NXP UCODE 7 | 40 | x | 15 | | | 24 | to | 38 | 33 | to | 38 | 37 | 23 | 23 | Normal | Set value = X Position -23 (1-15) | 5 |
| FCC | Arizon | AZ-M7 U7 | NXP UCODE 7 | 40 | x | 15 | IC Facing Below |  | 37 | to | 38 | 2 | to | 3 | 34 | 23 | 23 | Front | 0 | 30 |
| FCC | Arizon | AZ-M7 U7 | NXP UCODE 7 | 40 | x | 15 | | | 24 | to | 38 | 29 | to | 34 | 22 | 21 | 21 | Normal | Set value = X Position -23 (1-15) | 5 |
| ETSI | TOPPAN FORMS | 0880ラベル-R6-P(LIMF-481M1A) | Impinj MonzaR6-P | 80 | x | 8 | IC Facing UP |  | 44 | to | 58 | 11 | to | 16 | 23 | 13 | 13 | Front | 0 | 30 |
| ETSI | TOPPAN FORMS | 0880ラベル-R6-P(LIMF-481M1A) | Impinj MonzaR6-P | 80 | x | 8 | | | 44 | to | 58 | 25 | to | 30 | 32 | 13 | 11 | Normal | Set value = X Position -23 (21-35) | 5 |
| FCC | TOPPAN FORMS | 0880ラベル-R6-P(LIMF-481M1A) | Impinj MonzaR6-P | 80 | x | 8 | IC Facing UP |  | 44 | to | 58 | 10 | to | 15 | 22 | 14 | 11 | Front | 0 | 30 |
| FCC | TOPPAN FORMS | 0880ラベル-R6-P(LIMF-481M1A) | Impinj MonzaR6-P | 80 | x | 8 | | | 44 | to | 58 | 25 | to | 30 | 32 | 11 | 11 | Normal | Set value = X Position -23 (21-35) | 5 |